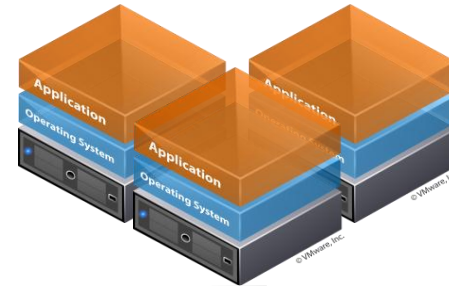


クラウド環境における 仮想ルーター


2010年12月09日

さくらインターネット研究所 上級研究員
日本Vyattaユーザー会 運営委員
松本直人

従来のコンピューティング



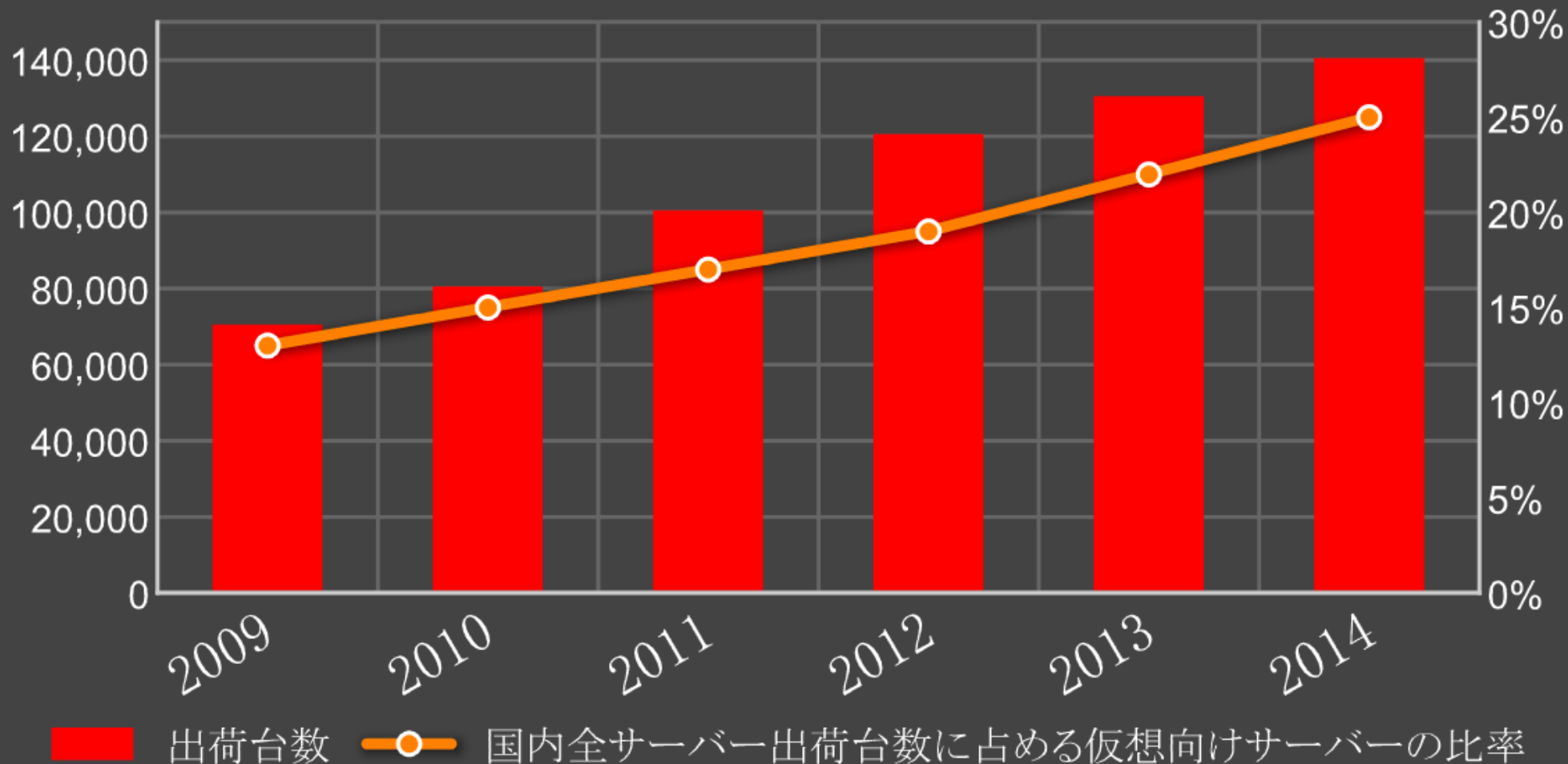
クラウド・コンピューティング



パブリック、プライベートの区別なくクラウドへ移行中


仮想化を取り巻く環境

出典: 国内仮想化サーバー市場 出荷台数予測、2009年～2014年 IDC Japan株式会社 (2010年10月28日作成)

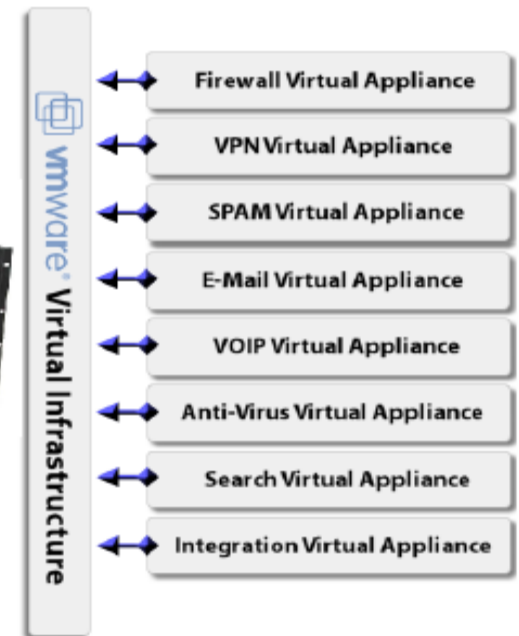


今後5年以内に国内サーバーの1/4が仮想環境となる

既存のシステム構成



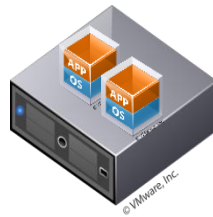
仮想化技術で省力化




ネットワーク機器の仮想アプライアンス化は発展途上



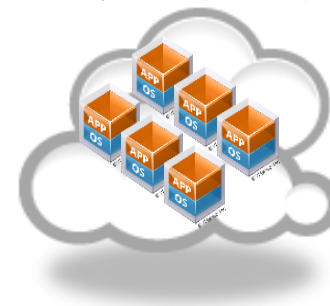
仮想化



プライベート・クラウド



パブリック・クラウド



用途に応じた選択が、ユーザーによって行われる

IPv4 / IPv6 Routing	<ul style="list-style-type: none"> » BGPv4, BGPv6 » OSPFv2, OSPFv3* 	<ul style="list-style-type: none"> » RIPv2 » Static Routes 	<ul style="list-style-type: none"> » IPv6 Policy » IPv6 SLAAC
IP Address Management	<ul style="list-style-type: none"> » Static » DHCP Server » DHCP Client 	<ul style="list-style-type: none"> » DHCP Relay » Dynamic DNS » DNS Forwarding 	<ul style="list-style-type: none"> » DHCPv6 Server » DHCPv6 Client » DHCPv6 Relay
Encapsulations	<ul style="list-style-type: none"> » Ethernet » 802.1Q VLANs » PPP 	<ul style="list-style-type: none"> » PPPoE » IP in IP » Frame Relay 	<ul style="list-style-type: none"> » MLPPP » HDLC » GRE
Firewall	<ul style="list-style-type: none"> » Stateful Inspection Firewall » Zone-based Firewall » P2P Filtering 	<ul style="list-style-type: none"> » IPv6 Firewalling » Time-based Firewall Rules » Rate Limiting 	<ul style="list-style-type: none"> » ICMP Type Filtering » Stateful Failover
Tunneling / VPN	<ul style="list-style-type: none"> » SSL-based OpenVPN » Site to Site VPN (IPSec) » Remote VPN (PPTP, L2TP, IPSec) 	<ul style="list-style-type: none"> » OpenVPN Client Auto-Configuration » Layer 2 Bridging over GRE » Layer 2 Bridging over OpenVPN 	
Additional Security	<ul style="list-style-type: none"> » Network Address Translation » Sourcefire VRT Intrusion Prevention » VyattaGuard Web Filtering 	<ul style="list-style-type: none"> » DES, 3DES, AES Encryption » MD5 and SHA-1 Authentication » RSA, Diffie Helman Key Mgmt 	<ul style="list-style-type: none"> » NAT Traversal » Role based access control
WAN / LAN Device Drivers	<ul style="list-style-type: none"> » WAN Device Drivers - ADSL, T1, T3 » Intel 10/100Mbps - 10Gbps 	<ul style="list-style-type: none"> » IEEE 802.11 wireless » Drivers in 2.6.31 Linux Kernel 	<ul style="list-style-type: none"> » Synchronous Serial - V.35, X.21, RS-422, EIA530
Performance Optimization	<ul style="list-style-type: none"> » WAN Link Load Balancing » Ethernet Link Bonding » Web Caching 	<ul style="list-style-type: none"> » MLPPP » ECMP » Bandwidth Management 	
QoS Policies	<ul style="list-style-type: none"> » Priority Queuing » Network Emulator » Round Robin 	<ul style="list-style-type: none"> » Random / Weighted Random » Classful Queuing » Ethernet Header Matching 	<ul style="list-style-type: none"> » VLAN Tag » IPv6 Address » Port Mirroring
High Availability	<ul style="list-style-type: none"> » Stateful Firewall / NAT Failover » VRRP » HA Clustering 	<ul style="list-style-type: none"> » Configuration Replication » RAID 1 	<ul style="list-style-type: none"> » IPSec VPN Clustering » Protocol Fault Isolation
Administration & Authentication	<ul style="list-style-type: none"> » Integrated CLI » Web GUI » Vyatta Remote Access API 	<ul style="list-style-type: none"> » Telnet » SSHv2 / SSH Public Key » Binary Image Install 	<ul style="list-style-type: none"> » RADIUS » TACACS+* » Single Configuration File
Diagnostics & Logging	<ul style="list-style-type: none"> » tcpdump » Wireshark Packet Capture » BGP MD5 Support 	<ul style="list-style-type: none"> » Serial Loopback Commands » Netflow / sFlow » LLDP 	<ul style="list-style-type: none"> » Syslog » SNMPv2c » SNMP for IPv6

<http://www.vyatta.org/downloads>



virt.ISO



VMware OVF

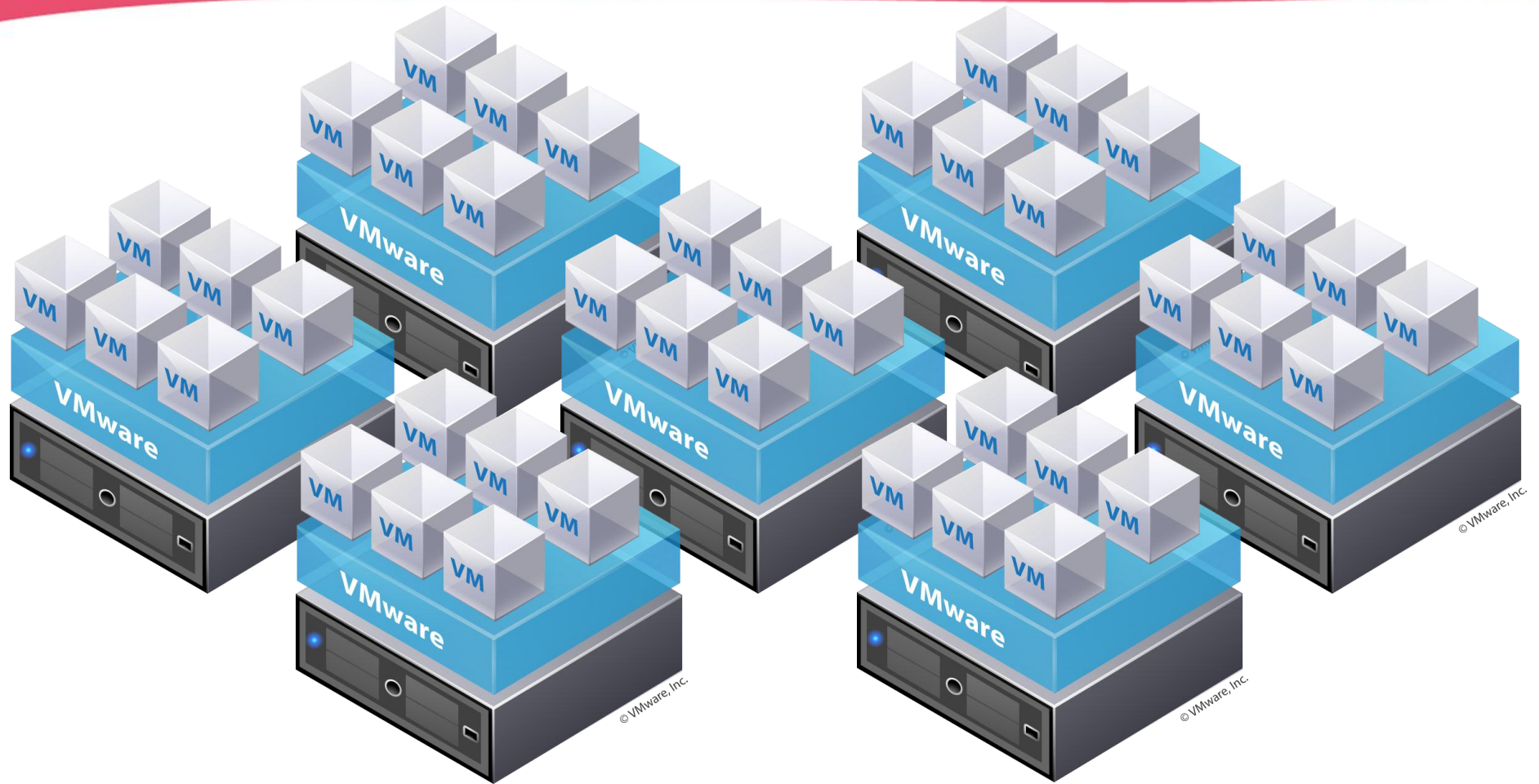


XenServer XVA



LiveCD

ユーザー環境に応じて、システム・イメージを選択が可能



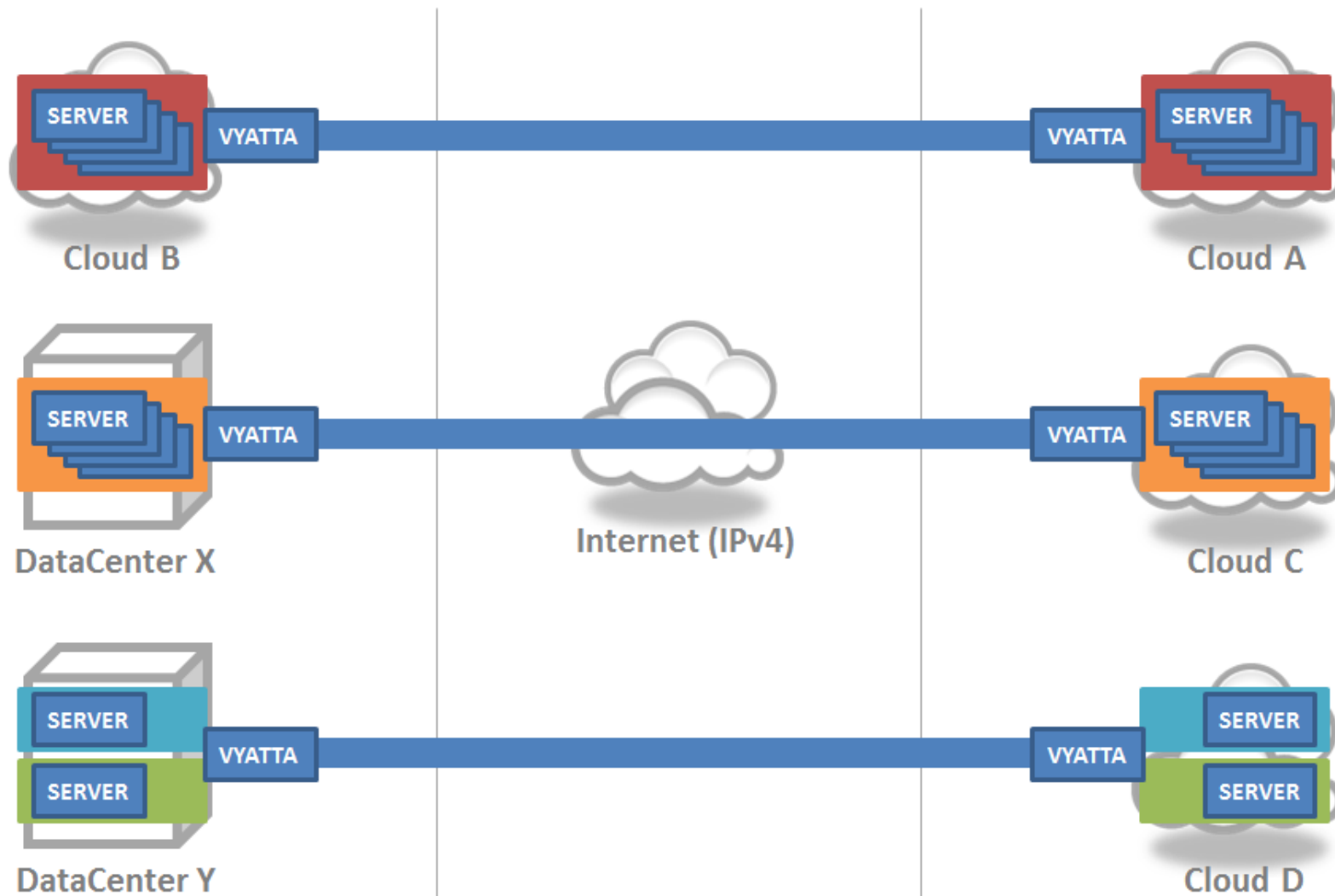
仮想ルーターとして、クラウド環境で場所を選ばず利用できる

```
set interfaces ethernet eth0 address 10.10.10.10/24
set system gateway-address 10.10.10.1
```

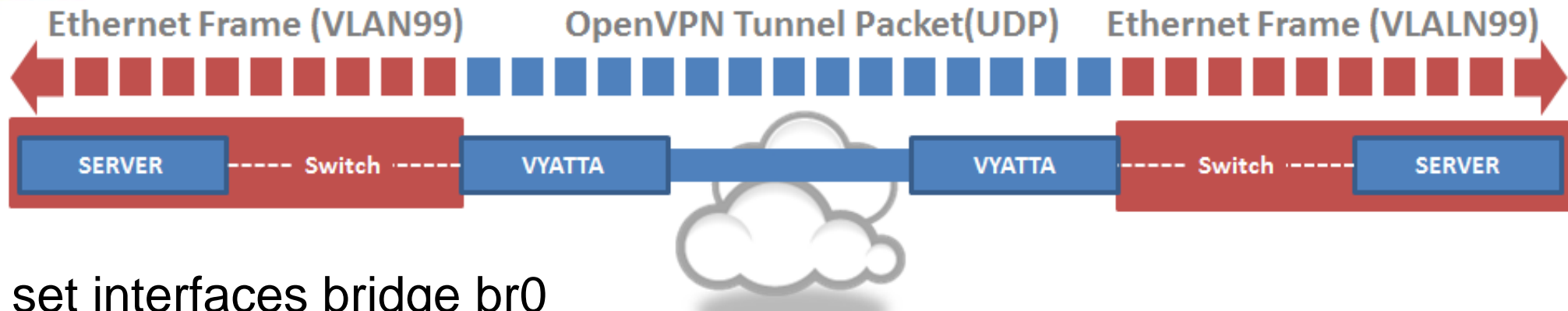
```
set system name-server 10.10.10.99
set system name-server 10.10.10.88
set interfaces ethernet eth1 address 192.168.168.10/24
set service ssh
set system time-zone Asia/Tokyo
set system syslog host 10.10.10.222 facility all level info
commit
```

基本的なルーター設定は、既存のルーター製品と全く同じ

Inter-Cloud Networking Model



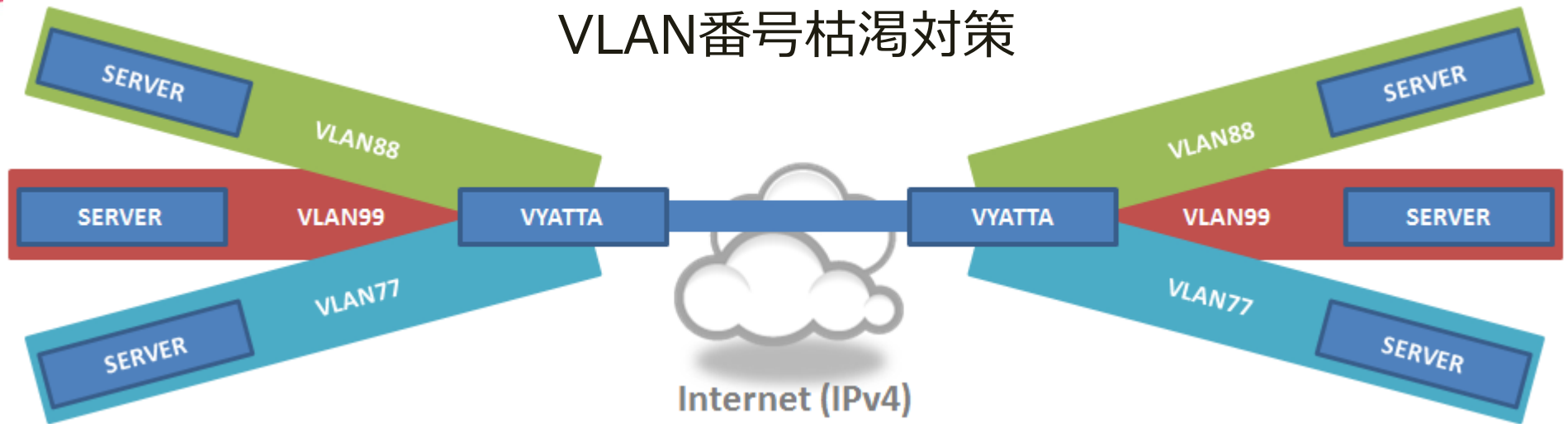
Layer2 Bridging Configuration



```
set interfaces bridge br0
set interfaces ethernet eth1 bridge-group bridge br0
set interfaces openvpn vtun0 bridge-group bridge br0
set interfaces openvpn vtun0 mode site-to-site
set interfaces openvpn vtun0 remote-host X.X.X.X
run vpn openvpn-key generate /root/key
set interfaces openvpn vtun0 shared-secret-key-file /root/key
```

Ethernetフレームを遠隔地まで飛ばし、シームレスにつなぐ

VLAN番号枯渇対策



```
set interfaces ethernet eth0 vif 66 address A.A.A.A/24
set interfaces ethernet eth0 vif 77 address B.B.B.B/24
set interfaces ethernet eth0 vif 88 address C.C.C.C/24
set interfaces ethernet eth0 vif 99 address D.D.D.D/24
```

管理セグメントのVLAN番号の制約を受けないネットワーク設計

```
set interfaces ethernet eth0 address 2001:db8:a::1/64
set interfaces ethernet eth1 address 2001:db8:b::2/64
delete system ipv6 disable-forwarding
```

```
set protocols static route6 ::/0 next-hop 2001:db8:a::99/64
```

```
set firewall ipv6-name FWv6 default-action reject
set firewall ipv6-name FWv6 rule 66 source address 2001:db8:a::0/64
set firewall ipv6-name FWv6 rule 66 action accept
set interfaces ethernet eth0 firewall in ipv6-name FWv6
commit
```

小規模なIPv6 Networkingから開始できる機能を保持

Add New media type / Infiniband

```
sudo full-upgrade -k
sudo apt-get update
sudo aptitude install module-assistant
sudo apt-get install rpm zlib1g-dev zlib1g-dbg
sudo aptitude install byacc bison flex
sudo module-assistant prepare
sudo /opt/OFED-1.5.2/install.pl
sudo vi /etc/udev/rules.d/75-persistent-net-generator.rules
:

set interfaces infiniband ib0 address 1.1.1.1/24
commit
```



OpenFabrics Enterprise Distribution (OFED)でIPoIB機能追加

```
set firewall name STOP-DoS default-action accept

set firewall name STOP-DoS rule 99 protocol tcp
set firewall name STOP-DoS rule 99 destination port 80
set firewall name STOP-DoS rule 99 state new enable
set firewall name STOP-DoS rule 99 recent count 99
set firewall name STOP-DoS rule 99 recent time 10

set firewall name STOP-DoS rule 99 action drop
set interfaces ethernet eth0 firewall in name STOP-DoS
```

VyattaCore version 6.1 2010.08.20

Build ID 1008200448-170b446

同一IPアドレスから10秒間に99回以上のトラフィックは遮断

ご静聴誠にありがとうございました